

## Product Summary

$V_{(BR)DSS}$	$R_{DS(on)MAX}$	$I_D$
30V	3Ω@10V	0.1A
	4Ω@4.5V	

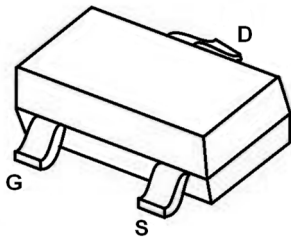
## Feature

- High density cell design for ultra low on-resistance
- High-Side Switching
- Rugged and reliable
- ESD Protect

## Application

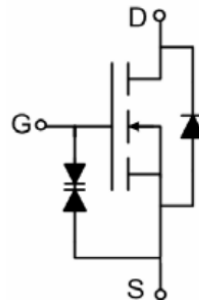
- Interfacing , Switching

## Package

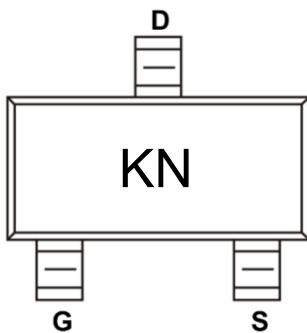


SOT-523

## Circuit diagram



## Marking



### Absolute maximum ratings (Ta=25°C unless otherwise noted)

Parameter	Symbol	Value	Unit
Drain-Source Voltage	$V_{DS}$	30	V
Gate-Source Voltage	$V_{GS}$	$\pm 20$	V
Continuous Drain Current	$I_D$	0.1	A
Power Dissipation	$P_D$	0.15	W
Thermal Resistance from Junction to Ambient	$R_{\theta JA}$	833	$^{\circ}C/W$
Junction Temperature	$T_J$	150	$^{\circ}C$
Storage Temperature	$T_{STG}$	-55 ~ +150	$^{\circ}C$

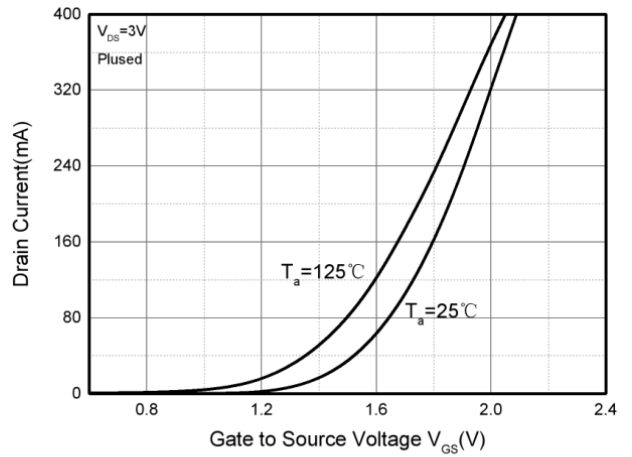
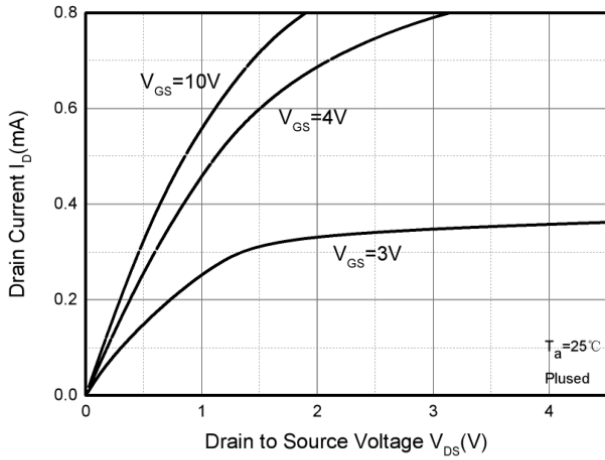
### Electrical characteristics (TA=25 °C, unless otherwise noted)

Parameter	Symbol	Test Condition	Min.	Typ.	Max.	Unit
<b>Static Characteristics</b>						
Drain-source breakdown voltage	$V_{(BR)DSS}$	$V_{GS} = 0V, I_D = 250\mu A$	30			V
Zero gate voltage drain current	$I_{DSS}$	$V_{DS} = 24V, V_{GS} = 0V$			1	$\mu A$
Gate-body leakage current	$I_{GSS}$	$V_{GS} = \pm 20V, V_{DS} = 0V$			$\pm 5$	$\mu A$
Gate threshold voltage	$V_{GS(th)}$	$V_{DS} = V_{GS}, I_D = 250\mu A$	0.80	1.00	1.45	V
Drain-source on-resistance <sup>1)</sup>	$R_{DS(on)}$	$V_{GS} = 10V, I_D = 0.1A$		1.5	3	$\Omega$
		$V_{GS} = 4.5V, I_D = 0.05A$		1.8	4	
<b>Dynamic characteristics<sup>2)</sup></b>						
Input Capacitance	$C_{iss}$	$V_{DS} = 25V, V_{GS} = 0V, f = 1MHz$		27		pF
Output Capacitance	$C_{oss}$			13		
Reverse Transfer Capacitance	$C_{rss}$			6		
Turn-on delay time	$t_{d(on)}$	$V_{DD} = 30V, V_{GS} = 10V, I_D = 0.1A, R_{GEN} = 6\Omega$			5	nS
Turn-on rise time	$t_r$				18	
Turn-off delay time	$t_{d(off)}$				36	
Turn-off fall time	$t_f$				14	
<b>Source-Drain Diode characteristics</b>						
Diode Forward voltage	$V_{DS}$	$V_{GS} = 0V, I_S = 0.1A$			1.4	V

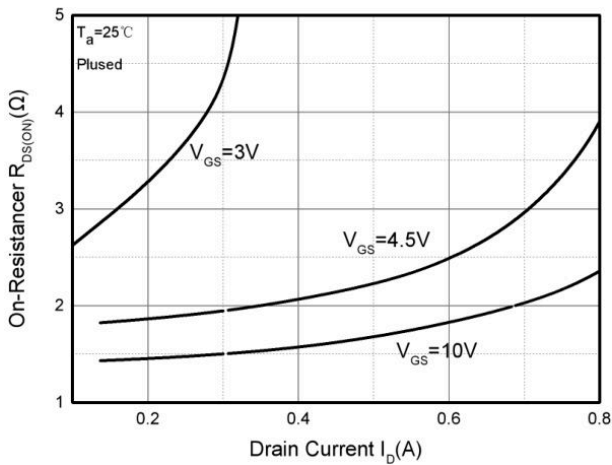
Notes:

- 1) Pulse Test: Pulse Width < 300 $\mu s$ , Duty Cycle  $\leq 2\%$ .
- 2) Guaranteed by design, not subject to production testing.

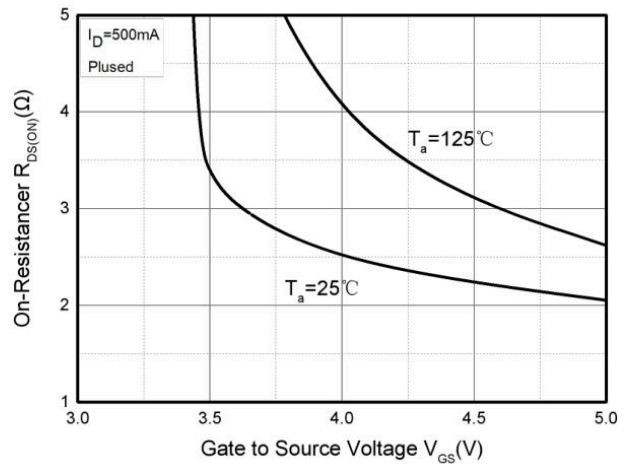
## Typical Characteristics



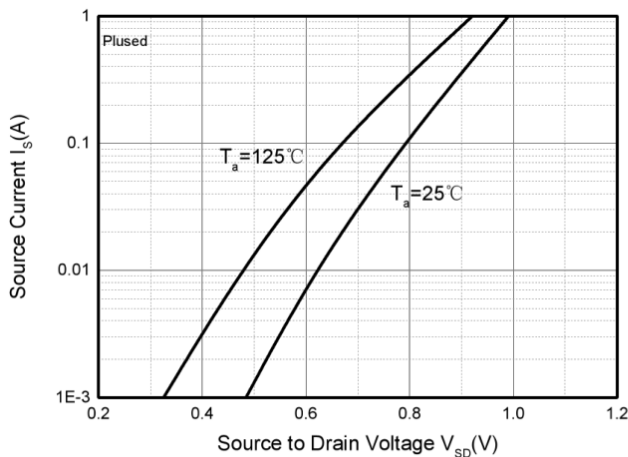
## Output Characteristics



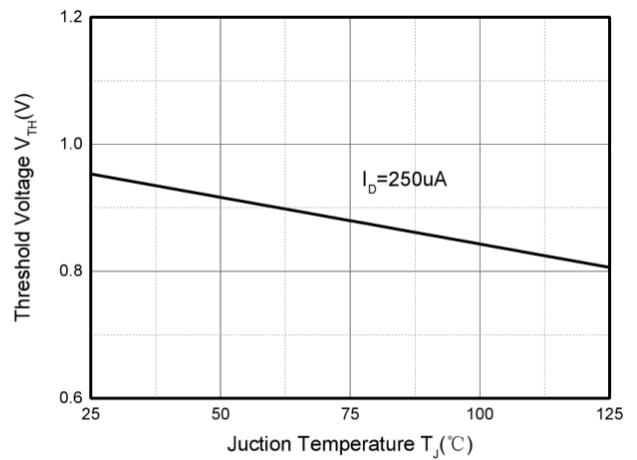
## Transfer Characteristics



## RDS(ON)—ID



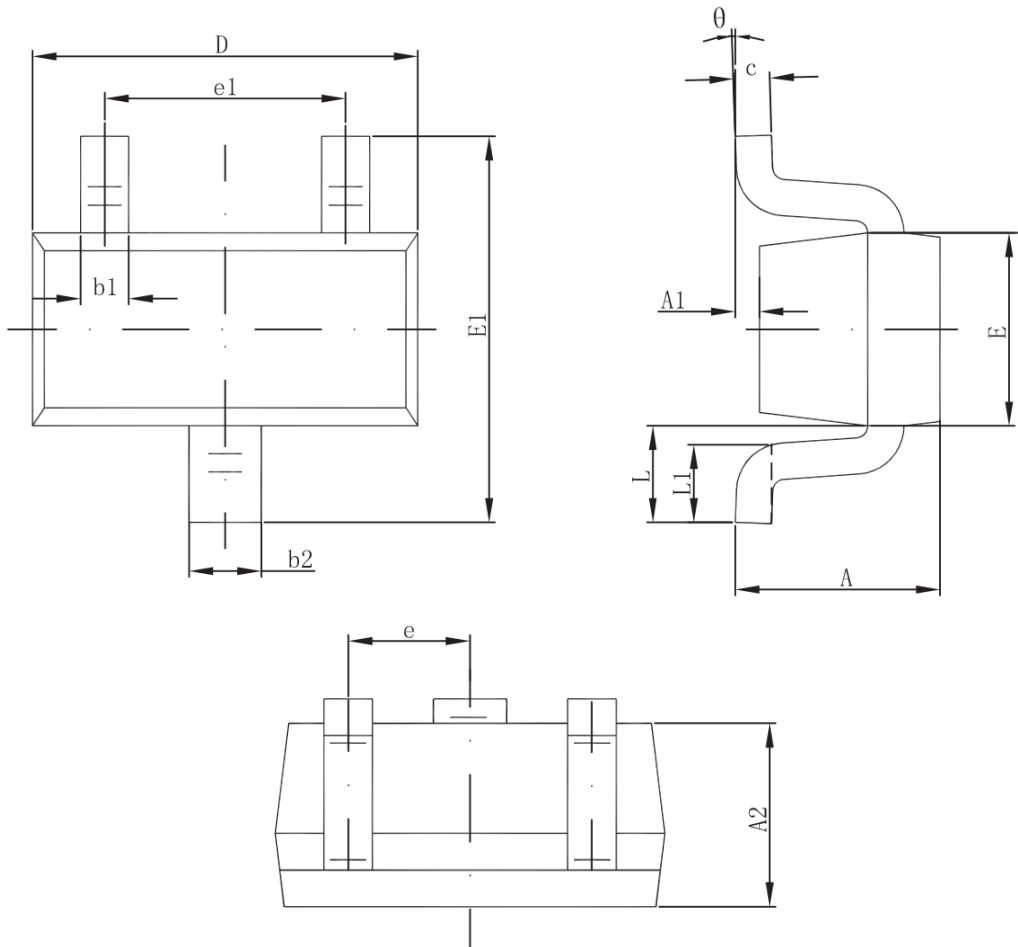
## RDS(ON)—VGS



## IS—VSD

## Threshold Voltage

### SOT-523 Package Information



Symbol	Dimensions In Millimeters		Dimensions In Inches	
	Min.	Max.	Min.	Max.
A	0.700	0.900	0.028	0.035
A1	0.000	0.100	0.000	0.004
A2	0.700	0.800	0.028	0.031
b1	0.150	0.250	0.006	0.010
B2	0.250	0.350	0.010	0.014
c	0.100	0.200	0.004	0.008
D	1.500	1.700	0.059	0.067
E	0.700	0.900	0.028	0.035
E1	1.450	1.750	0.057	0.069
e	0.500 TYP.		0.020 TYP.	
e1	0.900	1.100	0.035	0.043
L	0.400 REF.		0.016 REF.	
L1	0.260	0.460	0.010	0.018
$\theta$	0°	8°	0°	8°