

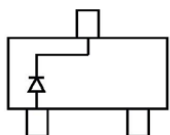
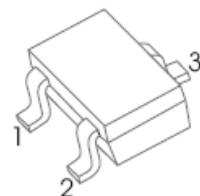
BAS40W/-04/-05/-06

200mA Surface Mount Small Signal Schottky Diodes- 40V

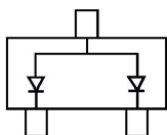
FEATURES

- Low Forward Voltage
- Fast Switching
- Compliant to Halogen-free

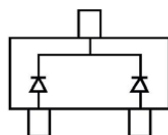
SOT-323



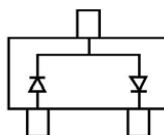
BAS40W MARKING: 43



BAS40W-06 MARKING: 46



BAS40W-05 MARKING: 45



BAS40W-04 MARKING: 44

Maximum Ratings @Ta=25°C

Parameter	Symbol	Limit	Unit
Peak repetitive peak reverse voltage	V_{RRM}	40	V
Working peak reverse voltage	V_{RWM}		
DC blocking voltage	V_R		
Forward continuous current	I_{FM}	200	mA
Power dissipation	P_D	150	mW
Thermal resistance junction to ambient	$R_{\theta JA}$	667	°C/W
Junction temperature	T_J	125	°C
Storage temperature range	T_{STG}	-55~+150	°C

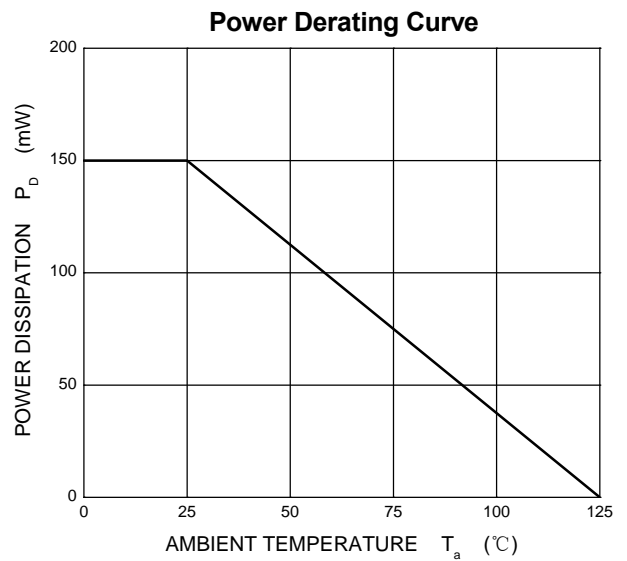
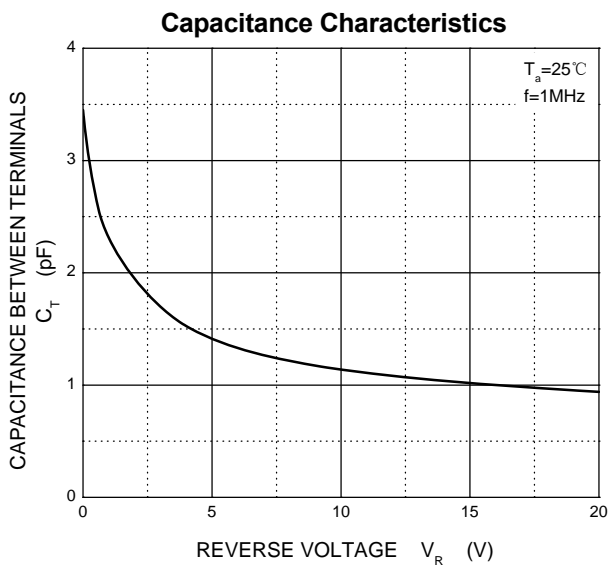
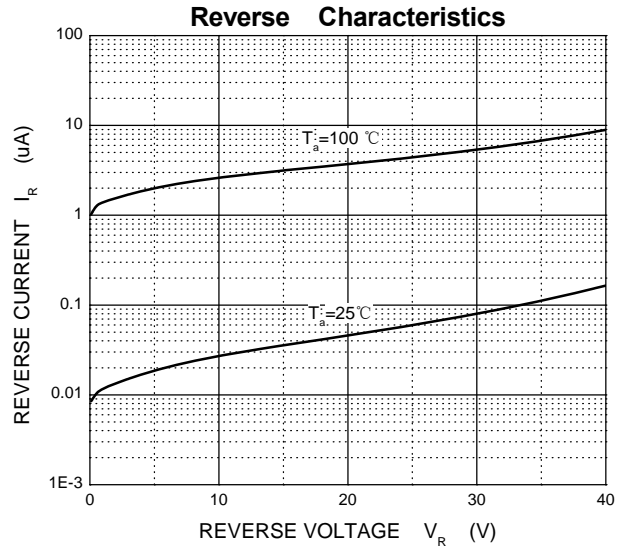
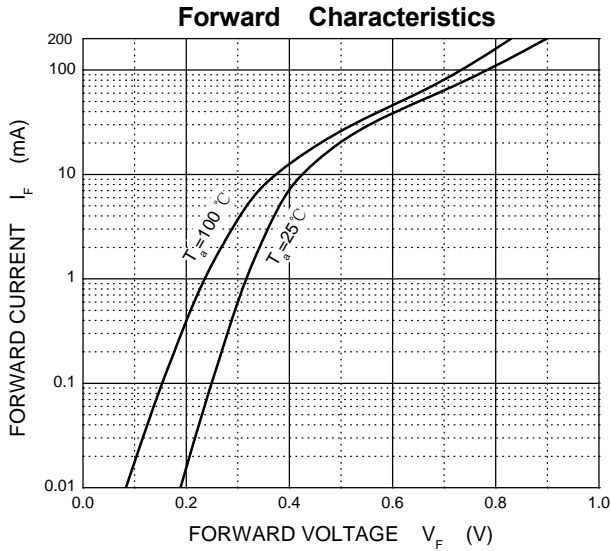
ELECTRICAL CHARACTERISTICS (Ta=25°C unless otherwise specified)

Parameter	Symbol	Test conditions	Min	Max	Unit
Reverse breakdown voltage	$V_{(BR)}$	$I_R=10\mu A$	40		V
Reverse voltage leakage current	I_R	$V_R=30V$		200	nA
Forward voltage	V_F	$I_F=1mA$ $I_F=40mA$		380 1000	mV
Diode capacitance	C_D	$V_R=0, f=1MHz$		5	pF
Reverse recovery time	t_{rr}	$I_{rr}=1mA, I_R=I_F=10mA$ $R_L=100\Omega$		5	ns

BAS40W/-04/-05/-06

200mA Surface Mount Small Signal Schottky Diodes - 0V

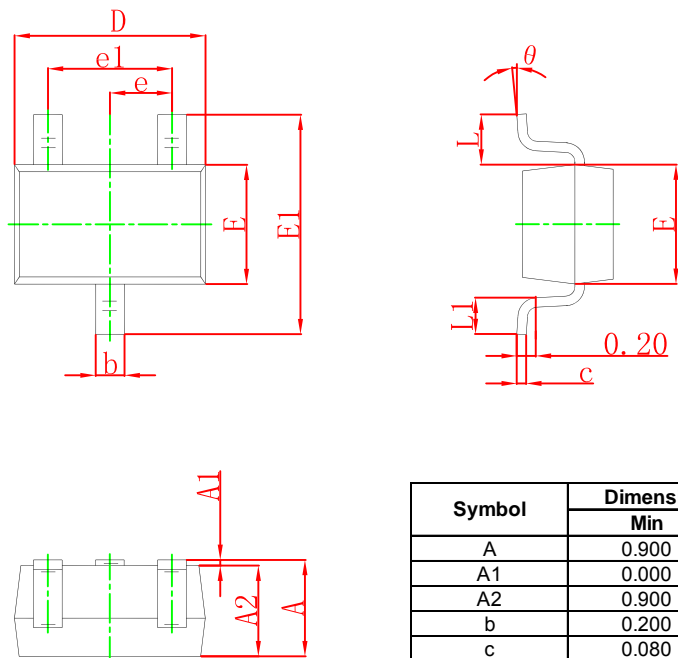
Typical Characteristics



% \$ 6 :

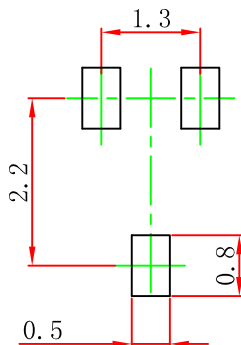
200mA Surface Mount Small Signal Schottky Diodes- 0V

SOT-323 Package Outline Dimensions



Symbol	Dimensions In Millimeters		Dimensions In Inches	
	Min	Max	Min	Max
A	0.900	1.100	0.035	0.043
A1	0.000	0.100	0.000	0.004
A2	0.900	1.000	0.035	0.039
b	0.200	0.400	0.008	0.016
c	0.080	0.150	0.003	0.006
D	2.000	2.200	0.079	0.087
E	1.150	1.350	0.045	0.053
E1	2.150	2.450	0.085	0.096
e	0.650 TYP		0.026 TYP	
e1	1.200	1.400	0.047	0.055
L	0.525 REF		0.021 REF	
L1	0.260	0.460	0.010	0.018
theta	0°	8°	0°	8°

SOT-323 Suggested Pad Layout



Note:
 1. Controlling dimension: in millimeters.
 2. General tolerance: ± 0.05 mm.
 3. The pad layout is for reference purposes only.