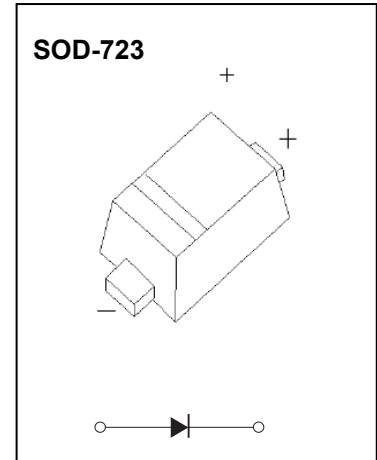


FEATURES

- Small surface mounting type
- High reliability
- Compliant to Halogen-free
- Suffix "-Q1" for AEC-Q101

MARKING: F



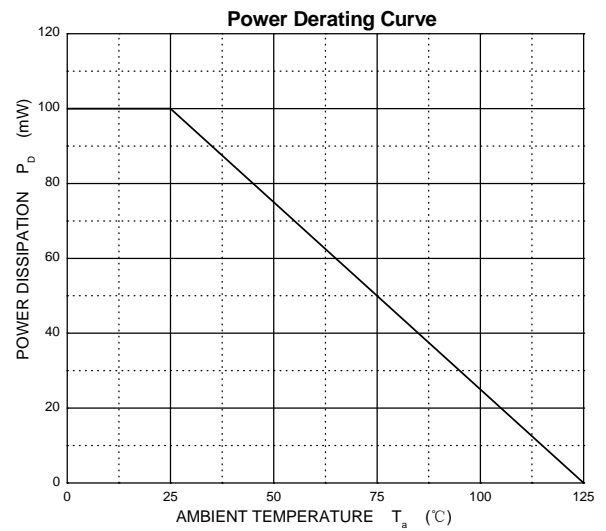
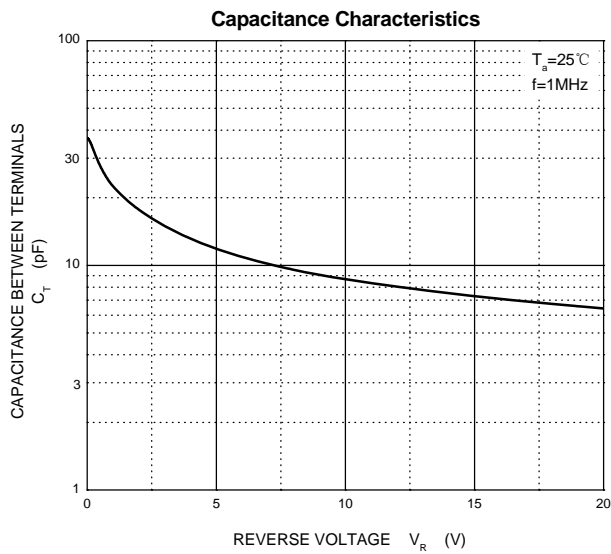
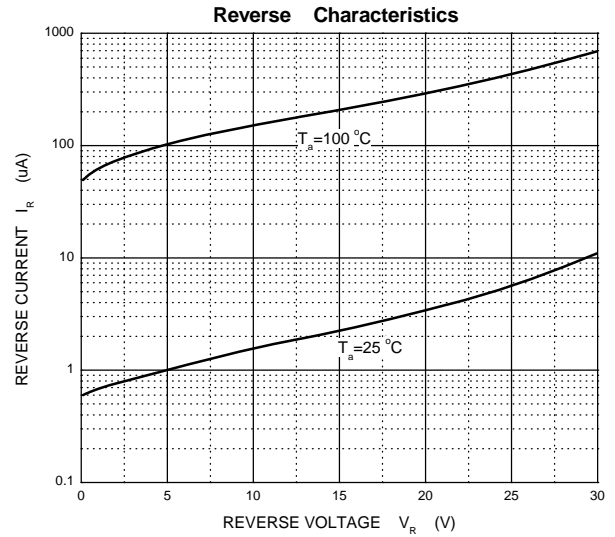
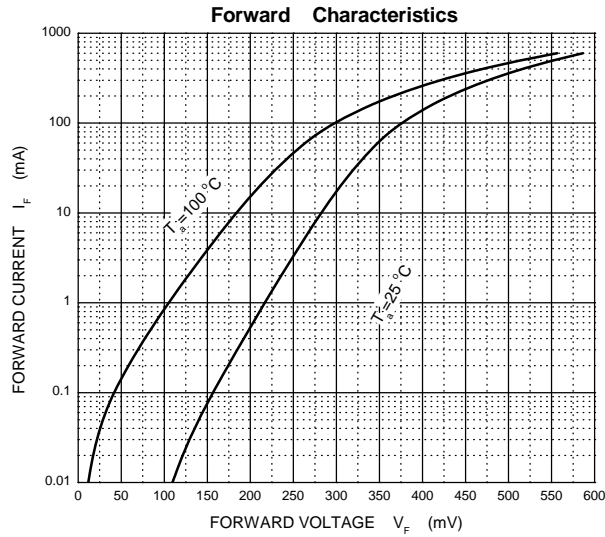
Maximum Ratings and Electrical Characteristics, Single Diode @Ta=25°C

Parameter	Symbol	Limit	Unit
DC reverse voltage	V_R	30	V
Mean rectifying current	I_O	200	mA
Non-repetitive Peak forward surge current @ t=8.3ms	I_{FSM}	1	A
Power dissipation	P_D	100	mW
Thermal Resistance Junction to Ambient	$R_{\theta JA}$	1000	°C/W
Junction temperature	T_j	125	°C
Storage temperature	T_{stg}	-55~+150	°C

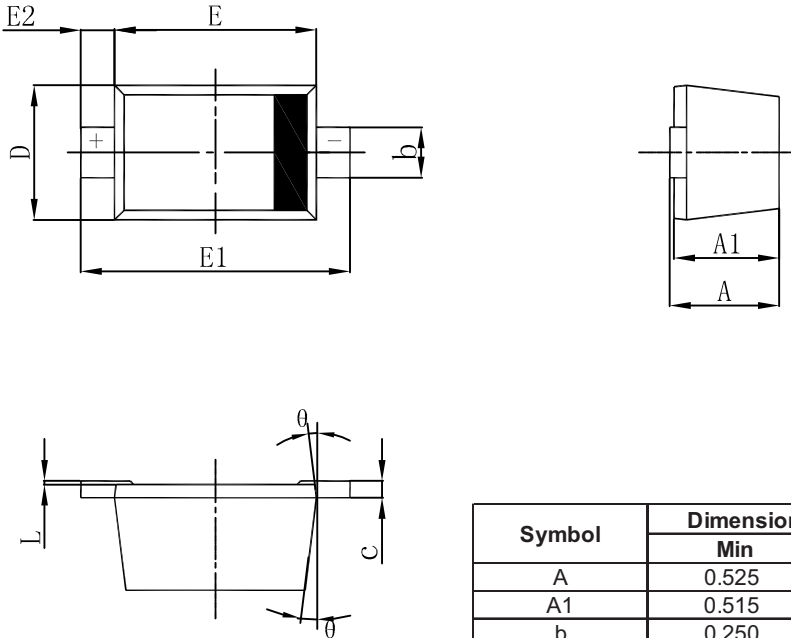
Electrical Ratings @Ta=25°C

Parameter	Symbol	Min	Typ	Max	Unit	Conditions
Forward voltage	V_{F1}			0.35	V	$I_F=10mA$
	V_{F2}			0.5	V	$I_F=200mA$
Reverse current	I_R			10	μA	$V_R=10V$

Typical Characteristics

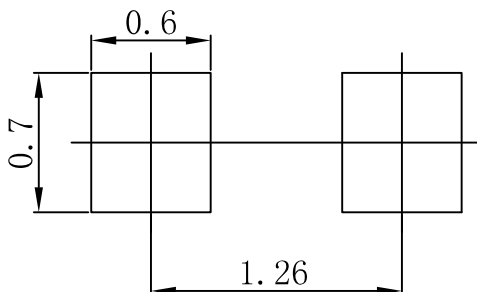


SOD-723 Package Outline Dimensions



Symbol	Dimensions In Millimeters		Dimensions In Inches	
	Min	Max	Min	Max
A	0.525	0.650	0.021	0.026
A1	0.515	0.580	0.020	0.023
b	0.250	0.350	0.010	0.014
c	0.080	0.150	0.003	0.006
D	0.550	0.650	0.022	0.026
E	0.900	1.100	0.035	0.043
E1	1.300	1.500	0.051	0.059
E2	0.200 REF		0.008 REF	
L	0.010	0.070	0.001	0.003
θ	7° REF		7° REF	

SOD-723 Suggested Pad Layout



Note:

1. Controlling dimension: in millimeters.
2. General tolerance: ± 0.05 mm.
3. The pad layout is for reference purposes only.